



Te Kaunihera-ā-Rohe o Taratahi

CARTERTON
DISTRICT COUNCIL

AGENDA

Water Race Committee meeting

Date: Wednesday, 8 May 2024

Time: 1:00 pm

**Location: Carterton Events Centre
50 Holloway St
Carterton**

Cr B Deller (Chair)

Deputy Chair J McFadzean (Deputy Chair)

Mayor R Mark

Cr S Cretney

Cr S Gallon

Member J Eastham

Member D Ellison

Member N Wadham

Co-opted member J Booth

Co-opted member M Hewison

Notice is hereby given that a Water Race Committee meeting of the Carterton District Council will be held in the Carterton Events Centre, 50 Holloway St, Carterton on:

Wednesday, 8 May 2024 at 1:00 pm

Order Of Business

1	Karakia Timatanga	5
2	Apologies	5
3	Conflicts of Interests Declaration	5
4	Public Forum	5
5	Confirmation of the Minutes	6
5.1	Minutes of the Water Race Committee Meeting held on 28 February 2024.....	6
6	Reports	11
6.1	Water Race Report, May 2024.....	11
6.2	Quarterly Water Quality Report	15
6.3	Water Race Financial Report	17
7	Karakia Whakamutunga	20

1 KARAKIA TIMATANGA

Mai i te pae maunga, raro ki te tai

Mai i te awa tonga, raro ki te awa raki

Tēnei te hapori awahi ai e Taratahi.

Whano whano, haramai te toki

Haumi ē, hui ē, tāiki ē!

2 APOLOGIES

3 CONFLICTS OF INTERESTS DECLARATION

4 PUBLIC FORUM

5 CONFIRMATION OF THE MINUTES



5.1 MINUTES OF THE WATER RACE COMMITTEE MEETING HELD ON 28 FEBRUARY 2024

1. RECOMMENDATION

1. That the Minutes of the Water Race Committee Meeting held on 28 February 2024 are true and correct.

File Number: 386814

Author: Robyn Blue, Democratic Services Officer

Attachments: 1. Minutes of the Water Race Committee Meeting held on 28 February 2024

**MINUTES OF CARTERTON DISTRICT COUNCIL
WATER RACE COMMITTEE MEETING
HELD AT THE CARTERTON EVENTS CENTRE, 50 HOLLOWAY ST, CARTERTON
ON WEDNESDAY, 28 FEBRUARY 2024 AT 1:00 PM**

PRESENT: Cr Brian Deller (Chair), John McFadzean – Member (Deputy Chair), Mayor Ron Mark, Cr Steve Cretney, Jill Eastham (Member), David Ellison (Member), Neil Wadham (Member), John Booth (Co-opted member), Mike Hewison (Co-opted member)

IN ATTENDANCE: Elected members

Deputy Mayor D Williams

Other

Rawiri Smith (Hurunui-o-Rangi Marae)

Staff

Geoff Hamilton (Chief Executive), Johannes Ferreira (Infrastructure Services Manager), Lawrence Stephenson (Waters Operations Manager), Melvin Pike (Water Race Overseer), Elisa Brown (Communications and Engagement Manager), Robyn Blue (Democratic Services Officer)

1 KARAKIA TIMATANGA

The meeting opened with a karakia by Rawiri Smith

2 APOLOGIES

That an apology be received from Cr Steve Gallon.

Cr S Cretney / D Ellison

CARRIED

3 CONFLICTS OF INTERESTS DECLARATION

There were no conflicts of interest declared.

4 PUBLIC FORUM

There was no public forum.

5 CONFIRMATION OF THE MINUTES

5.1 MINUTES OF THE WATER RACE COMMITTEE MEETING HELD ON 22 NOVEMBER 2023

MOVED

1. That the Minutes of the Water Race Committee Meeting held on 22 November 2023 are true and correct.

J McFadzean / D Ellison

CARRIED

6 REPORTS

6.1 WATER RACE FINANCIAL REPORT

1. PURPOSE

To present the financial result of operational activity on water races for the period ended 31 December 2023.

NOTED

- As noted at previous meetings the support costs had increased markedly in the last 2 years.
- There is a consensus from the elected Water Race community representatives that the water race rates need to be more affordable.
- CDC currently uses a matrix to allocate support costs between departments / service areas.
- At the last meeting John McFadzean had proposed a model for support costs being fixed at a percentage of gross income e.g 10%.
- A key difference between the water races and CDC service areas is that the water races are privately-owned enterprises, not part of council.
- Agreed to request that Council holds a joint workshop to look further at the support costs.

MOVED

That the Committee:

1. **Receives** the report.

N Wadham / J McFadzean

CARRIED

6.2 WATER RACE ELECTIONS 2024

1. PURPOSE

To provide the Water Race Committee with information about the timeline for the upcoming Water Race elections.

MOVED

That the Committee:

1. **Receives** the report.
2. **Agrees** to deferring the Water Race elections and extending the term of current members 3 months.
3. **Notes** the indicative timeline for the CDC Water Race elections 2024.

Cr S Cretney / Cr B Deller

CARRIED

6.3 WATER RACE REPORT, FEBRUARY 2024

1. PURPOSE

To provide the Water Race Committee with an update on the management of the Water Races.

NOTED

Members were provided with:

1. A draft Water Monitoring Plan has been developed. This will allow further sampling to be adjusted and reviewed annually.
2. A report with Water Race Water Quality Monitoring data prepared for CDC, Nov 2023.

MOVED

That the Committee:

1. **Receives** the report.

N Wadham / J McFadzean

CARRIED

7 KARAKIA WHAKAMUTUNGA

The meeting closed with a karakia by Deputy Mayor Dale Williams.

The meeting closed at 2.20 pm

Minutes confirmed:

Date:

DRAFT

6 REPORTS



6.1 WATER RACE REPORT, MAY 2024

1. PURPOSE

To provide the Water Race Committee with an update on the management of the Water Races.

2. WATER RACE RECONSENT APPLICATIONS

The consent application was submitted in May 2023, and the continued operation of the Water Races has been approved by GWRC. Lawrence Stephenson has been continuing with the consent processes:

- This will be a continuation of the gauging started this summer, and more targeted sampling is planned. For instance, a survey of the Carrington water race discharges to the Mangatarere and Enaki in March showed that of the 8 discharge points, 7 were dry.
- The further information request sent in October was responded to at the end of February 2024. This is being considered by the Regional Council. It will be publicly notified, but we are still waiting on timeframes. A discussion with the Regional Council experts is planned to look at what evidence has been gathered and what would be appropriate to be a condition.
- At the moment, a 20-year consent is requested, but we have not had any feedback from the regional council yet.

3. CARRINGTON INTAKE

The high river flows have meant that the replacement of the Carrington Intake has not progressed. The pipeline may be able to be installed now that low flows in the Mangatarere stream are likely. A plan will need to be developed for installation of the intake structure.

4. REQUESTS TO STOP WATER RACE ACCESS

The Council has received a request to remove the water race rates from a property along Cobden Road. The water race will still flow through the property, but it will be fenced and not used.

The recommendation is for this request to be denied because the water race is still available for use (i.e. pumped) and will still require maintenance to maintain the supply to users downstream. The water race can also not be redirected around the property. Refer to **Attachment 2** – Water race rating policy and the section on closure.

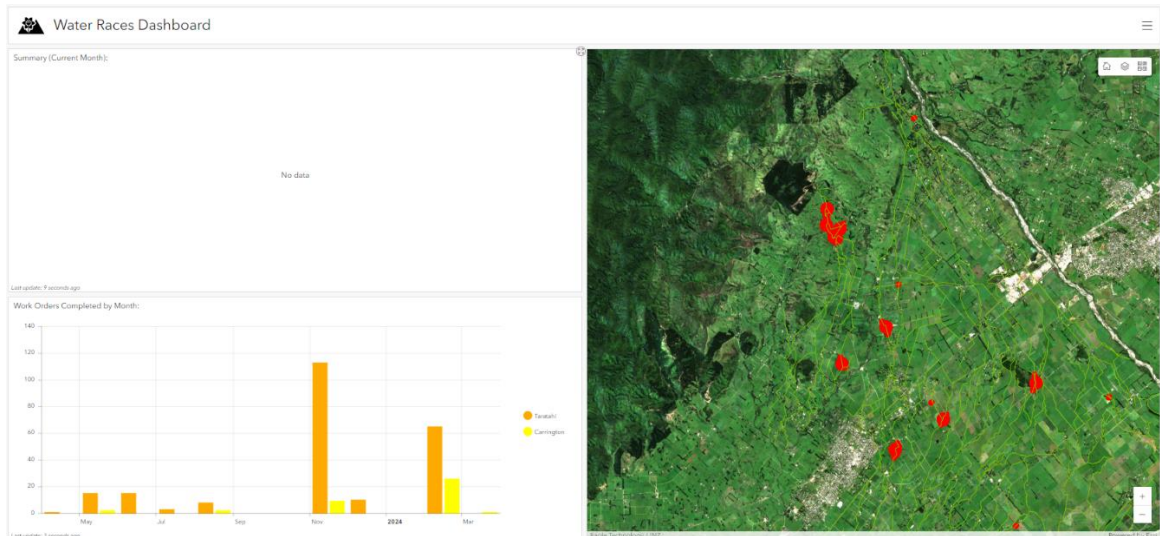
It does raise the case that if a water race/tail race could be redirected, is there an agreed process for this to happen?

5. SUMMARY OF SERVICE REQUESTS, WATER RACE FLOWS AND MAINTENANCE

Request Activity from 01/01/24 to 28/04/24

	opened with		received	completed	closed with	
	current	hold			current	hold
Referred to Rural Water						
No Water	-	-	3	3	-	-
Other	1	-	4	5	-	-
Waterrace	2	-	17	17	2	-
Total for Rural Water	3	0	24	25	2	0

New – Water Races Dashboard



The team is still working on the process to get the information into the application in a consistent basis.

There have been a couple of requests to install culverts:

- Sharpes on Francis Line – this was discussed with Regional Council as it was mapped as a natural stream, but during a site visit it was agreed that the contours didn't work and it was a water race. The application was approved and will also reduce the risk of contamination entry to that section of water race.

6. OVERSEER'S REPORT

Continued Seasonal Impact

The water race flows have reduced and we are getting long periods of lower flows. The overseer has also noted natural streams drying up this summer which he has never seen dry.

The dry weather has allowed catch-up work to progress after the heavy winter rains which caused overtopping and flooding. The contractor has been catching up installing new culverts after the wet ground conditions which restricted access.

The overseer is having to respond to a number of "no-water" call outs, requiring adjustment of the weirs.

Rubicon was onsite on 23 April to maintain the gates and check the accuracy. It was found that Carrington was over-reading due to the silt buildup around the level sensors.

UPDATED WATER RACE OVERSEER'S REPORT

This report updates the Water Race Overseer's report for February 2024.

There has been very bad weed growth this season, the worst the Water Race Overseer has seen. The growth is very thick and when any is mobilised this weed raft is causing a number of block culverts.

Flushing for the water race during a river fresh had been working well. The season has seen a number of these events at fairly frequent periods. The higher flows have allowed it to flow down the water races towards the ends maintaining decent water and also carried the fish spawn with it. This has been good for fish spawning and has been very beneficial. An inspection by a trout fisherman behind the digger noted plenty of Brown and Rainbow trout spawn and included native fish. The freshes coming through have helped to spread the spawn further washing them into the lower reaches of the network.

Repair work has started on Carrington Hill and slips that resulted after the wet winter.

People are continuing to erect fences and these are causing issues. The fences are frequently installed too far away from the side of the race. The sites which have funding from Greater Wellington Regional Council for fencing have been co-ordinated with the water race overseers, but most are not.

A number of access gates have been hot-wired, without any isolation. These need to allow for the power to be shut-off or a tape that can be lowered easily.

Two or three of the farms where there is no cleaning have relied on just spraying. This is resulting in matter building up and sinking to the bottom. This has reduced the depth of the race, increasing the risk of water overtopping.

Transport costs are getting high around areas with fencing. The number of people requesting this is increasing which is adding extra cost and time. Transporting the vegetation is also causing leakage over the road if it is moved to another farm.

7. CONSIDERATIONS

7.1 Climate change

There are no direct climate change issues relating to the decisions in this paper.

7.2 Tāngata whenua

There are no issues in this paper that impact on tāngata whenua.

7.3 Financial impact

There are no financial impacts relating to the decisions in this paper.

7.4 Community Engagement requirements

There are no community engagement requirements relating to the decisions in this paper.

7.5 Risks

There are no risks associated with the decisions in this paper.

8. RECOMMENDATION

That the Committee:

1. **Receives** the report.
2. **Endorses** the officers' decision in item 4, for officers to deny the request to stop charging water race rates on the property at Cobden Roads.

File Number: 396265

Author: Lawrence Stephenson, Waters Operations Manager

Attachments: Nil



6.2 QUARTERLY WATER QUALITY REPORT

1. PURPOSE

For the Committee to be informed about water quality in the water races.

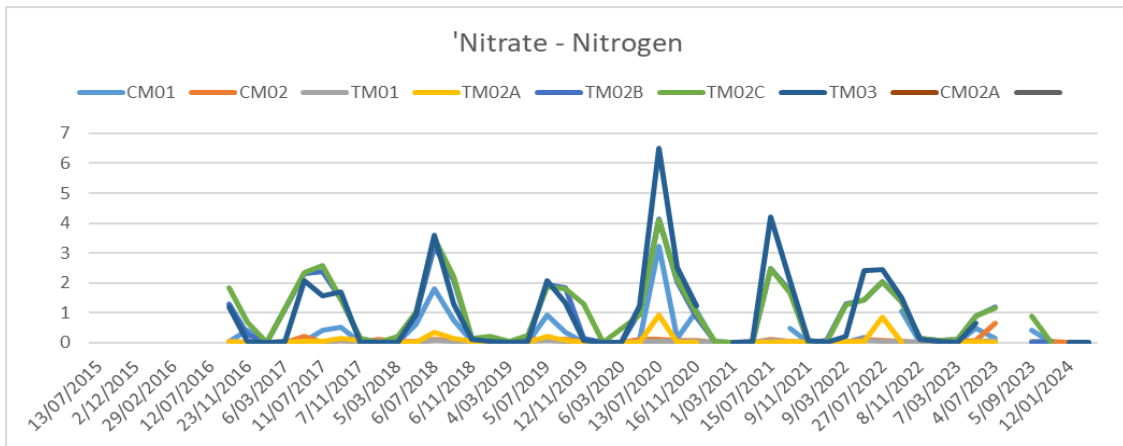
2. SIGNIFICANCE

The matters for decision in this report are not considered to be of significance under the Significance and Engagement Policy.

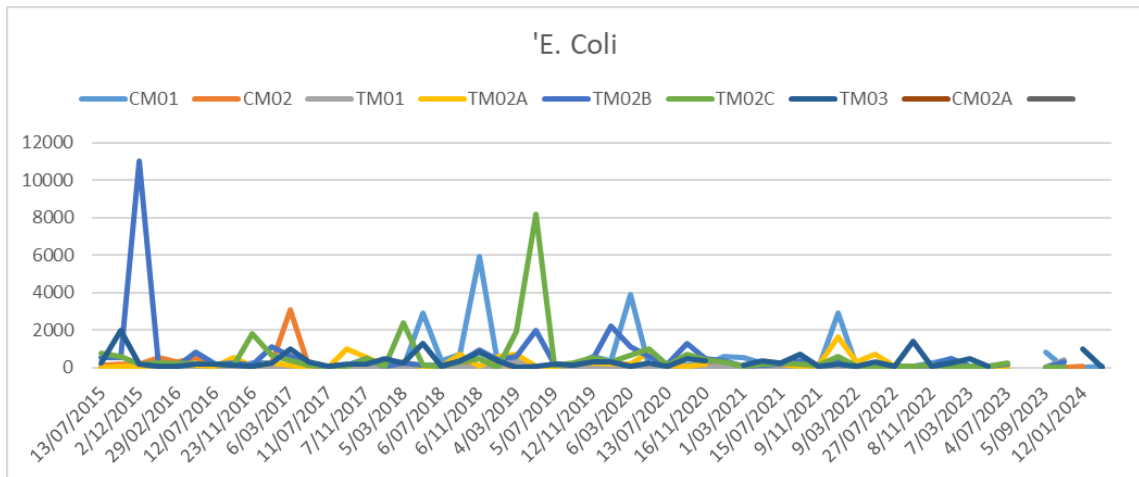
3. UPDATED HISTORIC WATER QUALITY DATA

To view the trends, the charts below cover the full sampling period from 2015 – 2024:

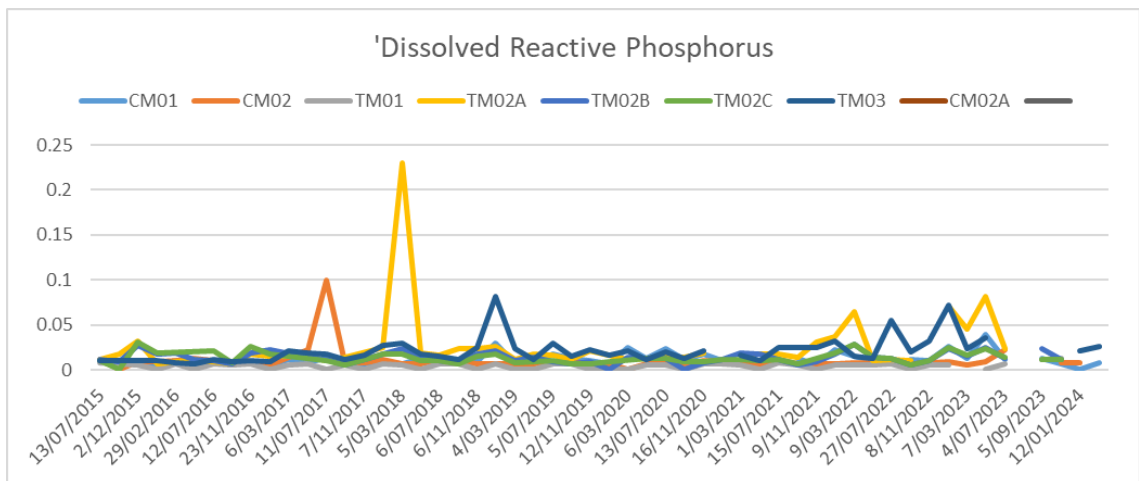
Nitrate levels are generally elevated in winter/spring with the higher flows. The levels are currently less than 11.3 for Drinking Water but this is still high for NZ. The majority of Total Nitrogen is nitrates. Peaks are decreasing.



The E-coli coliforms have a limit of 260 for safe swimming. An improvement in high readings may indicate reduced overland flows.



New freshwater targets of for DRP are less than 0.05.



4. RECOMMENDATION

That the Committee:

1. **Receives** the report.

File Number: 396266

Author: Lawrence Stephenson, Waters Operations Manager

Attachments: Nil



6.3 WATER RACE FINANCIAL REPORT

1. PURPOSE

To present the financial result of operational activity on water races for the period ended 31 March 2024.

2. SIGNIFICANCE

The matters for decision in this report are not considered to be of significance under the Significance and Engagement Policy.

3. BACKGROUND

Financial reports are provided to the Committee at its quarterly meetings. These reports reflect the output of internal management reporting.

4. DISCUSSION

The financial performance to 31 March 2024 has provided an operating deficit of \$67k compared with a budgeted deficit of \$75k.

The financial statement to 31 March 2024 in **Attachment 1**.

Rates income is slightly under budget for the period, this will remain under budget at year end.

Expenditure for the period is \$28k under budget, as reflected in the following summary:

<i>Key Variances:</i>	2023/24 YTD Actuals March	2023/24 YTD Budgets March	2023/24 YTD Variance March	2023/24 Full Year Budget	2022/23 Full Year Actuals	2021/22 Full Year Actuals
Maintenance	264,535	217,676	(46,859)	306,750	268,588	298,258
Staffing	49,657	39,998	(9,659)	53,719	55,623	55,902
Support	308,260	333,396	25,136	386,135	345,431	327,707
Resource Consents	-	24,695	24,695	40,000	68,578	3,160
Health Monitoring	6,662	7,282	620	13,131	8,144	10,117
Other operating costs	12,684	10,209	(2,475)	21,770	5,216	2,750
Depreciation	39,070	75,688	36,618	100,916	49,916	47,587
	680,868	708,944	28,076	922,421	801,496	745,481

The above numbers are for the period ended 31 March 2024.

Depreciation is under budget due to capital works not yet complete, so depreciation has not yet been calculated on those items.

Overheads are under budget by \$24k.

Resource consents are under budget this will be due to timing, invoices should be received from GWRC for annual monitoring as part of our resource consents and should be on track by year end.

All other areas are slightly over or under, with nothing unusual to note at 31 March 2024.

5. CONSIDERATIONS

5.1 Climate change

Nil.

5.2 Tāngata whenua

Nil.

5.3 Financial impact

This paper reports financial results for the period ended 31 March 2024.

5.4 Community Engagement requirements

Nil.

5.5 Risks

Nil.

6. RECOMMENDATION

That the Committee:

1. **Receives** the report.

File Number: 396267

Author: Kyra Low, Finance Manager

Attachments: 1. **Financial statement to 31 March 2024** [↓](#)

RURAL WATER	2023/24	2023/24	2023/24	2023/24	2022/23	2021/22
March 2024	YTD	YTD	YTD	Full	Full	Full
	Actuals	Budgets	Variance	Year	Year	Year
	March	March	March	Budget	Actuals	Actuals
Income						
Rates Income - General	44,110	45,072	(962)	60,095	60,812	83,451
Rates Income - Water Races	557,478	569,313	(11,835)	759,079	751,488	744,252
Fees - Industrial Use	11,809	19,312	(7,503)	28,000	12,187	14,632
Miscellaneous Income	-	-	-	-	850	3,372
Total Income	613,397	633,697	(20,300)	847,174	825,338	845,708
Expenditure						
Corporate Services	153,323	173,330	20,007	201,310	168,607	164,479
Operations Overhead	153,742	158,190	4,448	182,544	176,005	162,623
Garage	1,195	1,876	681	2,281	819	605
Consultancy - Other	-	-	-	-	-	3,120
Fringe Benefit Tax	5,205	-	(5,205)	-	4,644	-
General Expenses	180	-	(180)	-	-	379
Maintenance - General	172	-	(172)	-	662	3,838
Maintenance - Intake Gates	875	9,825	8,951	11,100	3,600	7,583
Maintenance - Water Races	261,732	178,950	(82,782)	266,750	251,494	273,590
Materials - General	1,756	28,901	27,145	28,900	12,832	13,248
Monitoring - Health	6,662	7,282	620	13,131	8,144	10,117
Plant & Machinery- minor purchases	-	-	-	-	-	788
Resource Consent (GWRC annual monitoring)	-	24,695	24,695	40,000	68,578	40
Telephone & Tolls	2,628	1,410	(1,218)	2,040	806	426
Vehicle Expenses	912	2,810	1,898	3,520	1,015	1,007
Fuel Expenses	4,291	5,989	1,698	5,000	2,596	150
Wages Allocated	43,957	38,495	(5,462)	51,719	50,979	55,902
Staff Training	495	1,503	1,008	2,000	-	-
Depreciation	39,070	75,688	36,618	100,916	49,916	47,587
Interest expense	4,673	-	(4,673)	11,210	798	-
Total Expenditure	680,868	708,944	28,076	922,421	801,496	745,481
Operating Result surplus/(deficit)	(67,471)	(75,247)	7,776	(75,247)	23,842	100,226

7 KARAKIA WHAKAMUTUNGA